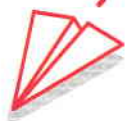


English Code 1

Activity Book




Contents

Welcome!	p. 4
1 Let's play!	p. 8
2 Art club!	p. 18
Checkpoint 1	p. 28
Culture 1	p. 29
3 Families	p. 30
4 Puppet show!	p. 40
Checkpoint 2	p. 50
Culture 2	p. 51
5 The perfect pet	p. 52
6 Fruit bowl!	p. 62
Checkpoint 3	p. 72
Culture 3	p. 73
7 Let's get active	p. 74
8 Let's dress up	p. 84
Checkpoint 4	p. 94
Culture 4	p. 95
Story book cut-outs	p. 97





1 Let's play!


How can I make a toy that floats?

1  Listen to the song and number.

CODE CRACKER 




2  Circle and say. Then tick what is missing from the song.

1 


aeroplane / train

2 

car / boat

3 

aeroplane / boat

4 

train / car

Go aeroplane!

3 Which car gets to school first? Count the blocks and circle.

MATHS ZONE

1  **2**  **3** 

The blue / yellow / red car gets to school first.



1 Find and circle 10 toys.



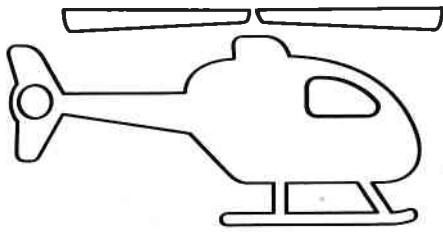
bus card doll ball train octopus aeroplane building blocks boat teddy bear

2 Look and write.



EXTRA VOCABULARY

3 Read, listen and tick . Then colour.



a red helicopter

a blue car

a green van

a red aeroplane

a blue motorbike

a green bus

I can use toy words.



Language lab 1

GRAMMAR 1: IT'S A / AN ...

I will name toy words using
It's a / It's an.

1 Read and match.

- | | | | | |
|--------|---------|-----------|---------|----------|
| 1 I am | 2 It is | 3 What is | 4 He is | 5 She is |
| What's | It's | He's | She's | I'm |

2 Look and complete.

- | | | |
|--|------------------------------------|--|
| 1 What's this?
It's <u>a teddy bear</u> . | 2 What's this?
It's _____ ball. | 3 What's this?
_____ an
aeroplane. |
|--|------------------------------------|--|


4 What's this?
_____ doll.

5 What's this?
It's _____.

3 Make a toy silhouette. Then ask and answer.



10 I can name toy words using It's a / It's an ...



I will read a story about toys.

Let's play together

1 Make your story book. → page 97

- 1 Order and write the page numbers.
- 2 Complete the story.
- 3 Draw a cover.
- 4 Complete the story review.

2 Look and complete.



- 1 What's this?
It's _____.
- 2 What's this?
It's _____.
- 3 What's this?
It's _____.

3 Make a toy from a box. Then ask and answer.




What's this?

It's a car.



I can read a story about toys.

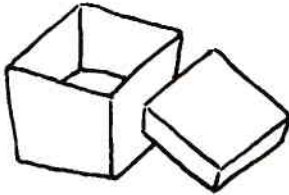


I will learn the p and b sounds.

Colour me!

1 Look, listen and circle p or b. Then say.

1



p ox
 b

2



p ed
 b

3



p en
 b


4



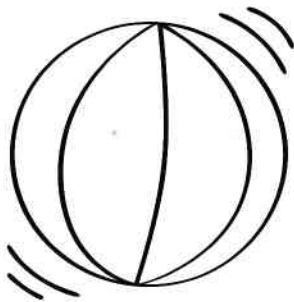
p anda
 b

2 Write the missing letters. Then say.


The ____ anda has got a ____ en and a ____ encil.



3 Listen and write the missing letters. Then read and colour.



1 What's this?
 It's a ____ lue ____ all.



2 What's this?
 It's a ____ urple ____ arrot.

I can use the p and b sounds.

